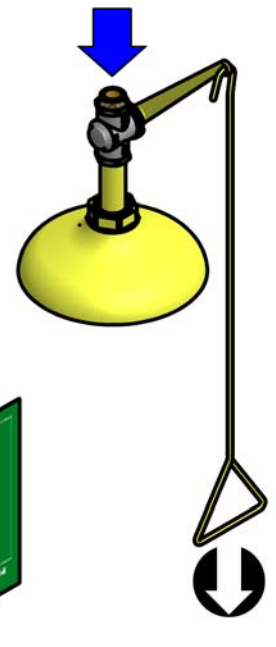
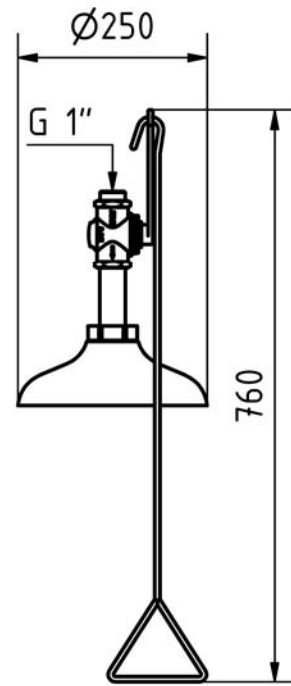
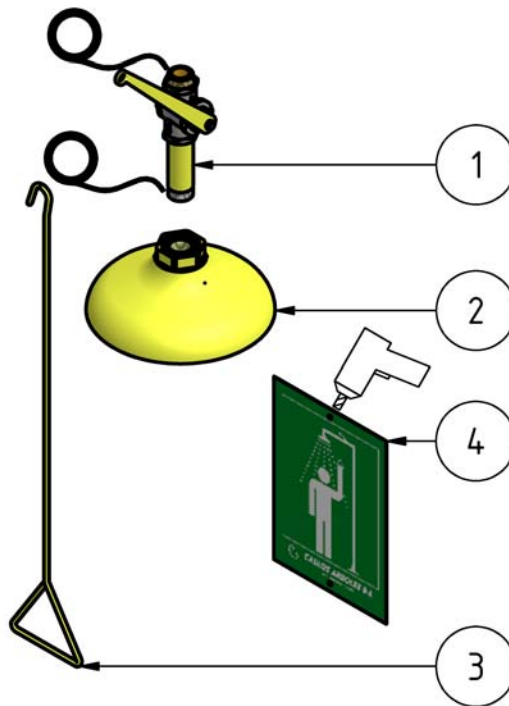


NIVEL SUELO / FLOOR LEVEL





Lista de elementos / List of elements

Elemento / Element	Cantidad / Quantity	Modelo / Model	Descripción / Description
1	1	180070	CONJUNTO DUCHA RECTA
2	1	190100	ROCIADOR DUCHA AMARILLO ABS
3	1	190105	TIRADOR DUCHA HIERRO
4	1	191004	LETRERO DUCHA